

Dear Family:

Even though you might want your child to read to you, it is very important that you continue to read to your child. Reading aloud builds your child's vocabulary and understanding, introduces your child to different language patterns, and identifies reading as a pleasurable activity. Reading to your child at bedtime is a good way to get "settled" while building their skills.

Some books that are recommended to read aloud to a second grader are:

George's Marvelous Medicine by Roald Dahl (Puffin, 1981)
The Hundred Dresses by Eleanor Estes (Houghton Mifflin Harcourt, 2004)
I Like This Poem: A Collection of Best-Loved Poems Chosen by Children for Other Children by Kaye Webb (Penguin, 1979)
The Littles by John Peterson (Scholastic, 1993)
Matilda by Roald Dahl (Penguin, 2007)
The Mouse and the Motorcycle by Beverly Cleary (HarperCollins, 1990)
Something Big Has Been Here by Jack Prelutsky (HarperCollins, 2010)
Stone Fox by John Reynolds Gardiner (HarperCollins, 1983)

In Unit 4, I am reviewing the suffixes **-s**, **-es**, **-ed** and **-ing**. Your child will learn that **-ed** might sound like /ed/ as in **rented**, /d/ as in **banged**, or /t/ as in **fished**. I will also be introducing the new suffix endings of **-er** and **-est**. We will discuss the comparison endings **long**, **longer** and **longest**. It is important that your child **underline the base word** and **circle the suffix**.

Lastly, I will introduce additional new sounds. Your child will learn the keywords for these now, but we will still study them for reading and spelling in more detail later in the year.

oa says /ō/ as in **boat**
ow says /ō/ as in **snow**
ou says /ou/ as in **trout**
oo says /ü/ as in **school**
ue says /ü/ as in **blue**
ew says /ü/ as in **chew**

oe says /ō/ as in **toe**
 and /ou/ as in **plow**
 and /ü/ as in **soup**
 and /ü/ as in **book**
 and /ü/ as in **rescue**

Thank you again for your help.

Sincerely,

Mrs. Stevenson





Homework Guide

Follow These 5 Steps:

1. Dictate the word or sentence.
2. Have your child repeat it.
3. Have your child write it.
4. Read the word or sentence again and have your child proofread it carefully.
5. Check his/her work.

WEEK 1

Dictate the words and sentence to your child following the 5 steps listed above.

| | | | | | | |
|----------------------|----------------------|---|--|----------|----------|----------------|
| On Monday Dictate | Review Words | → | frogs | printing | chunk | cliff |
| On Tuesday Dictate | Current Words | → | printed | kindest | stronger | tallest listed |
| On Wednesday Dictate | Trick Words | → | please | again | animal | done goes |
| On Thursday Dictate | Sentence | → | Mom will get lunches and drinks again. | | | |

WEEK 2

Dictate the words and sentence to your child following the 5 steps listed above.

| | | | | | | |
|----------------------|----------------------|---|--------------------------------|----------|---------|-----------------|
| On Monday Dictate | Review Words | → | softest | swinging | oldest | flex |
| On Tuesday Dictate | Current Words | → | spilled | splashed | spelled | drilled brushed |
| On Wednesday Dictate | Trick Words | → | animal | used | use | again sure |
| On Thursday Dictate | Sentence | → | Stan spilled milk on his desk. | | | |



Do the “-ed Suffix” Activity

Underline the baseword and circle the suffix in each word below. Read the word. Write /t/, /d/, or /ed/ above the suffix to indicate the sound.

hosted

stamped

 spelled^{/d/}

scolded

bumped

thrilled

called

honked

mended

punted

dented

trashed

pressed

crunched

twisted

landed

winked

banged

Write the **ed** words in the correct column below.

ed = /ěd/
ed = /d/
ed = /t/

 hosted _____

 spelled _____

 pressed _____



Do the "Read, Write and Mark" Activity

Have your child read the following words, copy them on the line and underline the baseword and circle the suffix.

lungs lungⓈ _____ fixes _____

filling _____ taller _____

softest _____ folded _____

filmed _____ flossed _____

twins _____ tosses _____

waxing _____ kicker _____

dullest _____ punted _____

banged _____ sniffed _____

pills _____ mixes _____

singing _____ golfer _____



Do the "Fill in the Sentence" Activity

Read the sentence. Select the correct word from the box to complete the sentence. Write the word on the line. Reread the completed sentence. Use each word only once.

drenched spilled expected limped landed

- 1 Jack _____ up the steps with his sprained leg.
- 2 The tot _____ the milk on the den rug.
- 3 Mr. Bant _____ Jen to win the contest.
- 4 Pam was _____ after the kids tossed her in the pond.
- 5 Jim _____ on the grass when he fell.

Write the **ed** word from each sentence on the line. Then choose **ed** sound (/ēd/, /d/, or /t/).

- 1 limped ed says / t /
- 2 _____ ed says / ____ /
- 3 _____ ed says / ____ /
- 4 _____ ed says / ____ /
- 5 _____ ed says / ____ /

WEEK 1

again

please

animal

WEEK 2

sure

used

use

→ **Cut words into flashcards.** 1. Each night, help your child **read** all Trick Words from previous units, as well as these. 2. Have your child **trace** each new Trick Word with his or her finger and **spell** it aloud; and 3. Cover up the Trick Word and have your child write it with his or her finger on the table while naming each letter.




Name: _____




Date: _____






Writing Grid for Word and Sentence Homework




Review Words

 _____
 1 _____ 2 _____
 _____




 _____
 3 _____ 4 _____
 _____




Current Words




 _____
 1 _____ 2 _____
 _____

 _____
 3 _____ 4 _____
 _____

Trick Words




 _____
 5 _____ 1 _____
 _____

 _____
 2 _____ 3 _____
 _____

 _____
 4 _____ 5 _____
 _____

Sentence

 _____
 1 _____
 _____

 _____
 _____
 _____